

GARDEN TIPS

SPARTANBURG, S. C.

SPARTANBURG MEN'S GARDEN CLUB

JANUARY, 1972

NEXT MEETING

Beginning in 1972 we will meet at a new place and a new date. We will meet at 7:30 P. M., January 17 (3rd Mon.) at Piedmont Natural Gas Company (Not First Federal). Mr. Crayton M. McCown, Associate County Agent, will give a program on "Dormant Season Gardening", covering all the things we should be doing now, such as pruning, spraying, fertilizing, etc. This should be a good program - see you there.

EXHIBITS

We want to encourage the membership to bring flowers or other examples of your current horticultural activities to each meeting. If you want, these will be given as door prizes, or at least they will encourage your fellow members to better gardening.

QUESTIONS AND ANSWERS

We also want to reserve some time during each meeting to answer questions or discuss problems from the membership. This should be a forum of great value to us all.

GARDEN COURSE

Be prepared to indicate your interest in a Garden Short Course, tentatively planned for late winter.

W. O. Ezell is reported as of Thursday A. M. doing well after surgery yesterday.

Please bear with us on our first attempt with "Garden Tips". We are striving to do better in future issues.

ORDER CATALOGUES NOW AND PREPARE FOR SPRING PLANTING - ORDER SEED EARLY

Transplant bare root trees, shrubs, rose bushes and fruits before growth starts again.

Apply dormant sprays on fruit, etc.

Cover compost piles with black plastic to absorb and retain heat for faster decomposition.

Take hardwood cuttings and store in damp peatmoss or sawdust in a cold place for callousing.

Lawn can be fed with slow release fertilizer now.

Be sure that camelleas, azaleas and other broad leaved evergreens are well mulched to protect the roots from freezing and thawing and to conserve moisture - pine straw, bark mulch, pecan hulls, etc., are suitable.

Prune trees, bush and vine fruits whenever convenient during their dormant season including both bunch and muscadine grapes.

Construct or repair trellises to support rose, grapes, young berries and boysenberries.

Hurry to plant last of the Spring flowering bulbs that are not already in the ground. Give Iris, Peonies, Lilacs and Crapemyrtle an application of super phosphate.

An ideal way to start seed in spring is under flourescent lights.

SCHOOL ANTI-LITTER PROGRAM - Thanks to W. O. Ezell, 64 schools in the County participated in ecology and anti-litter programs, using literature procured from MGCA. This phase culminated recently with a dinner sponsored by the City and Garden Club for the school officials. There is great enthusiasm for continuing this program which we plan to do with help from a committee composed of John Cantrell, and Bob Reynolds.

COMMUNITY LANDSCAPE PLANNING - A committee composed of Paul Cook, Frank Cunningham, and George Drummond has begun work on this new program. If you are interested in organizing a "task group" in your community or on your street, talk to one of the above. This can be a great program.

GARDEN SHORT COURSE - Perry Trakis is heading this committee and getting things underway. Tentative plans are for 2-hour sessions one night each week (possibly Thursdays) for 5 weeks beginning in early April. This should be a real service to not only the club, but also the community. Express your enthusiasm to Perry.

LAWSON'S FORK CREEK PRESERVATION - Consider what you should do to save this wild heritage and flood protection area. Will there be natural green space in Spartanburg for our children and theirs? Jim Fowler and Gibbs Patton of Wofford would welcome your support in seeking a solution to this "opportunity".

FEBRUARY PROGRAM - Mr. Wm. Park, President of the famous Park Seed Company, Greenwood, will bring a program on new varieties of annuals and perennials and their culture. Don't miss this one - Monday, February 21 (3rd Monday), 7:30 P. M., Piedmont Natural Gas on E. Main Street. Bring along your gardening exhibits and your questions or problems for the "show and tell" portion of the program.

EAST MAIN STREET BEAUTIFICATION - Interested? Discuss with your president.

MEMBERSHIP - 1972 dues have come in rapidly, but there are still many that have not remitted yet. Some of you will have "reminders" included with this issue of Garden Tips - Please respond to Sidney Dunlaps appeal today!

PART ONE - COMPOST-HUMUS - (The real purpose of producing compost from organic materials is to make a raw material that in the end turns into humus. Humus is a vital element which can accurately be called the life blood of true soil. - By Dr. R. Milton Carleton)

To write about compost without mentioning humus is impossible. The real purpose in producing compost from organic material isn't to get rid of wastes, but to produce something that finally turns into humus.

What is humus? It is so complex a material that one authority took 900 pages to explain it, but finally left as many questions as he answered. We know humus as a loose, brown, spongy material that does mysterious things to the soil. It acts as a home for bacteria, those useful microscopic bits of life vital to true soil. It is a source of slowly available nutrition - and may feed plants continuously for generations.

Once a tree is planted, and its planting hole is filled with soil, it will be hard to supply its roots with plant food. Add to the soil liberal amounts of compost or humus, however, and those roots will have something on which to feed for as long as half a century. Additional feeding helps, but the contribution of humus is important.

Humus and compost will "buffer" overdoses of plant nutrients, whether these come from the heavy hand of a gardener, or from hard rains dissolving soil nutrients too rapidly. These overdoses are adsorbed and absorbed into the complex humus particle, to be released slowly later as needed.

You can buy humus, but usually at extravagant cost - and what is usually sold as humus is little more than swamp scrapings, high in carbon that turns it black, but relatively low in true humus.

With this sketchy picture of humus in mind, let's consider how to increase it. The best way is by composting.

You can make compost at practically no cost, using materials that otherwise you would have to dispose of as waste. If you put these waste products aside in an inconspicuous corner of the garden and allow them to break down, they turn into the loose, friable substance known as compost. As this happens, important changes take place because of the activities of the bacteria and other soil organisms inhabiting the pile. They attack the starches and sugars in the vegetable wastes, as well as the complex proteins in any animal wastes present. With different kinds of bacteria at work, and through series of steps, complex compounds are reduced to nitrate nitrogen - a form which most garden plants must have. Although the bacteria use almost all the food released this way, it is not lost, because after their short lives end it remains free in the compost and available for garden plants.


-continued next month-----

OFFICERS 1972

E. Henry Pittman President
John H. Cantrell Vice-President
J. Sidney Dunlap, Jr. Treasurer
Everett S. Seixas Secretary
Claude A. Sherrill Immediate Past President

DIRECTORS

James J. Burnett, Jr.	Frank Cunningham
Arden Camp	W. O. Ezell
James M. Culclasure	James E. King



GARDEN TIPS

PUBLISHED EACH
MONTH BY THE
MEN'S GARDEN CLUB
OF
SPARTANBURG, S. C.

1886 CHARLOTTE ROAD
SPARTANBURG, S. C.
29302

PHONE 582-7425

RETURN POSTAGE GUARANTEED

E HENRY PITTMAN
656 PERRIN DR
SPARTANBURG SC 29302

AFFILIATED WITH MEN'S GARDEN CLUBS OF AMERICA

NEXT MEETING - A fine and timely program is expected from Mr. Charles Godfrey on "Changing Home Landscape". He is a local practicing Landscape Architect and Guest Lecturer at Clemson. He has B. S. and M. S. Degrees in Landscape Architecture from University of Georgia and has served in a number of L. A. positions with the National Park Service and The State of Georgia. The time is 7:30 P. M. at Piedmont Natural Gas on East Main Street, Monday, March 20.

SPARTANBURG BEAUTIFICATION - W. O. Ezell continues to push this activity. Hugh Atkins and Wardlaw Hammond will work with him on this committee.

MEMBERSHIP - Sid Dunlap has done a fine job on this campaign. There are, however, a number of members and prospective members who have just not gotten around to sending in that check. Last call for '72 -- do it today!

ARBOR DAY - Jack Shingler is chairman and will give recommendations for a project this Spring.

GARDEN SHORT COURSE - Perry Trakis continues plans for a great series of teaching lectures in April. Details will be ready soon.

INDUSTRIAL AND COMMERCIAL LANDSCAPE RECOGNITION - Congratulations to Julian Foster and his committee for another year of service. Eighteen (18) awards were presented last month in cooperation with the Chamber of Commerce. Committee help is needed for this year's judging. ----- Volunteers?

SCHOOL ECOLOGY - John Edmunds, Bob Reynolds, James King and John Cantrell join W. O. Ezell for executing round two of this project with our schools.

NATIONAL MEETING - Have "Fun in The Sun" in Tucson, April 10 - 12. Arden Camp, Sid Moore-head, John Carlton, John Cantrell and E. L. McArthur plan to attend. -- Others? ---- Make reservations now! See John Carlton if interested in sharing auto expenses to Tucson National Convention and return -- can accommodate two more.

ORCHID SHOW - March 18 and 19 at Stephenson Motors, Gaffney. FREE and BEAUTIFUL.

COMMUNITY LANDSCAPING - Paul Cook, Al Hagerty and George Drummond worked to get this program organized and moving.

COMPOST-HUMUS - continued from last Month

Much has been made of the value of earthworms in a compost pile, but the truth is that they contribute nothing to the final richness of the compost. Despite claims made for earthworm castings, when these are analyzed they prove to be so low in fertilizer value that at current prices for packaged earthworm manure you would be paying about \$200 per pound of nitrogen. On the other hand, earthworms do little harm in compost, other than consume some of the energy foods. The only earthworm that survives freely in compost is the manure worm, and this species does not survive well in garden soil.

Composting can be either simple or elaborate. Most gardeners are satisfied to keep a single pile to which material is added all summer long. They turn it occasionally, and sift it the following spring for use. Drainage of the soil beneath the pile is important. On coarse gravel, valuable nutrients may drain away fast; while on tight clay, waterlogging can make the lower layers unusable. Keep in mind that a compost heap is a culture of bacteria and fungi needing the same essentials as higher plants - air, water, food and suitable temperature. It is not just a pile of rotting vegetable and animal matter.

These simpler forms of life do, however, bear one great difference - they do not manufacture their own energy foods such as starches and sugars. Instead they get these from vegetable wastes. They also need nitrogen, and since this is relatively scarce in vegetable matter, you can help them, and speed up the process by which they break down the compost, by adding nitrogen.

Phosphorus also helps speed the process, and since this too is low in the leafy wastes commonly used in composting, it helps to add some. Since decay usually results in a more acid reaction, you will get a better compost if you also add some form of lime.

You can supply these needed elements by sprinkling each layer with a regular lawn-type fertilizer. A 20-10-5 formulation (20% nitrogen, 10% phosphorus, 5% potassium) is about right, but other formulations will do. Don't be too liberal. Try to sprinkle each layer lightly, about as you would put sugar on strawberries.

To Kill Kudzu, spray when the leaves are size of silver dollar - Use 2-4-5-T, spraying at 10 day intervals. Roots go as deep as 52" - spreading 40 to 50 feet in year.

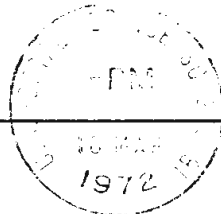

Wild Onions - Use 2-4-D spraying or use 2-4-D Ortho Bar-Case 498.

OFFICERS 1972

E. Henry Pittman President
John H. Cantrell Vice-President
J. Sidney Dunlap, Jr. Treasurer
Everett S. Seixas Secretary
Claude A. Sherrill Immediate Past President

DIRECTORS

James J. Burnett, Jr. Frank Cunningham
Arden Camp W. O. Ezell
James M. Culclasure James E. King



GARDEN TIPS



RETURN POSTAGE GUARANTEED

PUBLISHED EACH
MONTH BY THE
MEN'S GARDEN CLUB
OF
SPARTANBURG, S. C.

1886 CHARLOTTE ROAD
SPARTANBURG, S. C.
29302

PHONE 582-7425

E HENRY PITTMAN
656 PERRIN DR
SPARTANBURG SC 29302

AFFILIATED WITH MEN'S GARDEN CLUBS OF AMERICA

GARDEN SHORT COURSE - We are sponsoring this course which is open to the public.

Please help publicize it to your friends and neighbors - and plan to attend the four (4) sessions yourself. Perry Trakis is chairman and "Dean", W. S. McPherson is handling publicity, and Bob Powell is "Registrar". The course begins at 7:30 P. M., Monday, April 17, at Spartanburg High School, and continues the next three (3) Monday nights through May 8. Advance registration is urged so that better plans can be made -- send your name and \$1.00 to Bob at Converse College. An excellent faculty will teach on such topics as Vegetable and Fruit Culture, Lawn Development and Maintenance, Landscape Planning and Design for the Home, Annuals and Perennials, Selection and Care of Ornamental Shrubs and Trees, and Philosophy and Fun of Gardening.

NEXT MEETING - We will combine our regular meeting with the first session of the Garden Course and meet at Spartanburg High School at 7:30 P. M., Monday, April 17. (Do not come to Piedmont Natural Gas.)

KEEP AMERICA BEAUTIFUL DAY - The Board of Directors has agreed to underwriting up to \$200 toward financing this county-wide clean-up program to be conducted, Saturday, April 29, by the Boy Scouts and Girl Scouts. 5,000 young people are being mobilized for an all-out attack on trash and litter. There is no greater beautification opportunity than this. Please help in any and all possible ways to make this program successful!

SCHOOL ECOLOGY - The Committee is working toward financial sponsorship of 40,000 booklets on clean water for use in the county schools during May.

NATIONAL MEETING - John Cantrell and E. L. McArthur are attending April 10 - 12 in Tucson.

SOME TIPS ON GROWING RHODODENDRONS -

Provide acid soil containing a liberal amount of peat moss or humus. If soil is alkaline, add ground sulfur.
Use fertilizers recommended for rhododendrons and azaleas.
Avoid deep cultivation as roots are near the surface.
Provide a year-round mulch and plenty of water in dry weather.
Avoid fertilizing late in season as this may cause soft late growth that may be damaged in winter.

VEGETABLES

Why not put in an asparagus bed now? Place it on one side of the garden so it will be out of the way of annual vegetables. Asparagus crowns may be planted in rows or beds, 18 to 24 inches apart, in rich soil. An asparagus bed lasts as long as 50 years, so be sure to take time to prepare the bed properly to give it a good start.

DON'T FERTILIZE AZALEAS - CAMELIAS UNTIL THEY HAVE FINISHED BLOOMING -----

LAWN FERTILIZER

TRY USING SCOTTS TURF BUILDER 23% NITROGEN - 7% PHOSPHATE 7% POTASH.
ONE FEEDING LAST FOR SEASON.

CARE OF CUT FLOWERS - Cut flowers should be handled as little as possible. Stems of flowers should be cut diagonally with a sharp knife. Do not use scissors since they tend to crush the stems. For best results cut flowers in the late afternoon and put in deep water over night. If flowers are extremely limp, slit the stems three to five inches.
Do not let flowers stay in a draft. Don't move them from one place to another unless absolutely necessary as the changes in temperatures will cut the lasting quality of a flower. Don't keep cut flowers in a sunny window, and also keep away from all radiators. Don't switch the flowers from heat to cold. Try to keep them at an even temperature.
It is well to know that continuous handling and the unnecessary changing of water does more harm than good. Unless water becomes discolored or unpleasant, leave in the container and simply fill with fresh water daily. All limp flowers should be removed from the container and recut and placed in deep water until they revive, at which time they may be replaced. Large flowers, however, such as dahlias, chrysanthemums, peonies, etc., should be cut every day.



(Continued next month)

OFFICERS 1972

E. Henry Pittman President
John H. Cantrell Vice-President
J. Sidney Dunlap, Jr. Treasurer
Everett S. Seixas Secretary
Claude A. Sherrill Immediate Past President

DIRECTORS

James J. Burnett, Jr.	Frank Cunningham
Arden Camp	W. O. Ezell
James M. Culclasure	James E. King



GARDEN TIPS



PUBLISHED EACH
MONTH BY THE
MEN'S GARDEN CLUB
OF
SPARTANBURG, S. C.

1886 CHARLOTTE ROAD
SPARTANBURG, S. C.
29302

PHONE 582-7425

RETURN POSTAGE GUARANTEED

Mr. E. Henry Pittman
656 Perrin Dr.
Spartanburg, S. C. 29302

AFFILIATED WITH MEN'S GARDEN CLUBS OF AMERICA

MAY MEETING - Professor Pat Fulmer of the Horticulture Department at Clemson will speak on "Azalea and Camellia Culture" at 7:30 Monday night, May 15 at Piedmont Natural Gas. He was one of the most popular speakers at the recent Garden Course and will put emphasis on "how to do it." He teaches and does research and extension work. His specialty is woody ornamentals and he was greatly responsible for Clemson's outstanding Ornamental Garden and also the Trial Garden.

GARDEN COURSE - A great success! Perry Trakis and his committee did an outstanding job of organizing and implementing. We should plan this as an annual community project.

EAST MAIN PLANTING - A committee is working with the City on plans for an extensive program which will involve development of plans as well as working cooperatively with property owners.

CLEAN UP - Thanks to the Scouts and their leaders for the county-wide clean up in April. Litter is our number one beautification problem. Work at it!

SCHOOL ECOLOGY - W. O. Ezell and his committee are making the second set of books on Keep America Beautiful available to all our school children in May.

INDUSTRIAL LANDSCAPE AWARDS - Additional committee members are needed. Please volunteer at the May meeting.

INTERESTING - *"Extract from Charles Lea's Gardenette, 1959" - Last, but not least, the Jackson Men's Garden Club gave to each representative present a small magnolia grandiflora seedling from the new big champion tree located in Pascagoula, Miss. Its circumference is 13ft. 7 in., height 52 ft., with a branch spread of 92 feet. This tree replaces the old champion, a Florida magnolia now dead, and grows within sight of the Spanish Fort just off U.S. Highway 90. I want the seedling to belong to the Club, to be planted in one of our parks, preferable in Duncan Park, properly labeled, where the Club has done so much beautification work. (This is the beautiful magnolia in Duncan Park.)*


CARE OF CUT FLOWERS - (con't from last month) - Special care is frequently needed in seeking to revive flowers. Methods depend upon the stem type. Woody stems, such as lilacs, mums, stocks, and even roses should be crushed with a hammer or heavy object. This bruises the cells and exposes them to water. However, don't crush them so hard as to break the stems and make them useless. Succulent stems, such as tulips, iris, most spring flowers, calla lilies, should be wrapped in paper, taking care that their leaves are straight and flowers are not crushed. Cut stems and place in water up to the heads in a dark place. An elastic band or some cotton thread wrapped around the base of the calla lily stem will prevent it from splitting and curling. Bleeding stems that give out a white or sticky substance, such as poinsettias, poppies, dahlias, hollyhocks, should be seared over a flame for the count of ten or approximately five seconds. Another treatment is to dip the stems about three inches in boiling hot water. To keep a water lily open drip a few drops of wax from a candle around the outer petals or wherever necessary. Fruit blossom stems need to have the outer skin torn off for several inches, or treated as a woody stem. In using snapdragons, delphiniums, gladiolus and other such spikes in arrangements it is often advisable to pinch or cut off the top buds that are either too heavy, will not open or are ugly in appearance, so that the rest of the flower will last longer, not having to feed the useless part. Avoid laying flowers on top of each other before arranging them. Flowers sweat and the petals often stick together, break or pull out later. The older flowers bruise very quickly, not noticed at once will show up in a matter of a few hours and often are disqualified by the judges for that reason. Flower foliage that decays quickly under water should be removed. The offending flowers include asters, mums, calendulas, stocks, dahlias, marigolds, etc. This decay congregates around the base of the stems and prevents the water from finding free passage to the thirsty flowers. Commercial preparations sold to prolong the life of cut flowers usually contain a bacterial killer to keep the water in good condition and the chief elements necessary for plant growth, nitrogen, potassium and phosphorus. While the use of this preparation is not startling, it still helps to prolong the life of cut flowers, particularly the flowers with a hollow stem.

OFFICERS 1972

E. Henry Pittman President
John H. Cantrell Vice-President
J. Sidney Dunlap, Jr. Treasurer
Everett S. Seixas Secretary
Claude A. Sherrill Immediate Past President

DIRECTORS

James J. Burnett, Jr. Frank Cunningham
Arden Camp W. O. Ezell
James M. Culclasure James E. King



GARDEN TIPS



RETURN POSTAGE GUARANTEED

PUBLISHED EACH
MONTH BY THE
MEN'S GARDEN CLUB
OF
SPARTANBURG, S. C.

1886 CHARLOTTE ROAD
SPARTANBURG, S. C.
29302

PHONE 582-7425

Mr. E. Henry Pittman
656 Perrin Dr.
Spartanburg, S. C. 29302

AFFILIATED WITH MEN'S GARDEN CLUBS OF AMERICA

JUNE MEETING

A very special program on Rose Culture by a panel of our own - John Carlton, Claude Sherrill and Gil Hooper as moderator. Color slides of rose varieties will be shown. Come with questions and contributions and bring your lady as a very special Ladies Night guest of the club - - Monday, June 19 at 7:30 P. M. at Piedmont Natural Gas on East Main Street.

JULY MEETING

We announce this one early so you will prepare in advance. This will be our Family Outing and will be a specially arranged tour and picnic (bring your own) at the famous Park Seed Company in Greenwood. Their Trial Gardens should be at their peak.

The date is SATURDAY, JULY 22--11 'til 3 o'clock.

INDUSTRIAL LANDSCAPE JUDGING

A disappointing number of men turned out last month for work on this program. Thanks to them and Chairman Julian Foster, the job was completed satisfactorily. More men should join this activity in the fall.

GARDEN EXERCISE IS BEST

Dr. Paul Dudley White, President Eisenhower's heart specialist, is a great believer in exercise as a builder of healthy hearts, and he thinks that gardening provides the best exercise of all "To get back to Mother Earth" he says "is about the best and most relaxing exercise for us in these days of machinery and many gadgets".

NEW LIFE FOR OLD TREES

Are your trees showing signs of old age? You can give them a new lease on life by following a regular program of pruning, feeding and soil aeration. Pruning encourages new growth and better foliage beauty. High in nitrogen fertilizers insure adequate nutrition. Feeding holes help combat soil packing.

REMEDY FOR ANTS

Frequent watering and cultivation will tend to drive ants from the garden. There is an insecticide on the market, the active principle of which is Pyrethrum, or insect flowers, which has the valuable property of being deadly to nearly all insects. It is recommended for ants, as well as Japanese Beetles, and a host of other insects. Perhaps the spraying of the plants and soil around them, especially after the ants were stirred up would be effective..... E. M. H., (Wash.)

REMEDY FOR MOLES



The caretaker of our cemetery said he could rid the lots of Moles if the owners would furnish him with strychnine. I had no faith in his statement, believing the moles ate only live insects, but they got so bad in our vegetable garden something had to be done. I took tiny bits of fresh chicken or beef, put a small amount of the strychnine in each piece; made a hole into the burrows with my finger and dropped in pieces, about ten feet apart in each row. The Moles did not come any more, and after a year's time there still has been none. I give this for what it is worth. Some other cause might have driven them away. I am almost afraid to say there are none for fear one may bob up over night; but I shall try the strychnine again if he does..... Mrs. C. Cawthon, (W. Tenn.)

OFFICERS 1972

E. Henry Pittman. President
John H. Cantrell Vice-President
J. Sidney Dunlap, Jr. Treasurer
Everett S. Seixas Secretary
Claude A. Sherrill. Immediate Past President

DIRECTORS

James J. Burnett, Jr. Frank Cunningham
Arden Camp W. O. Ezell
James M. Culclasure James E. King



GARDEN TIPS

RETURN POSTAGE GUARANTEED

PUBLISHED EACH
MONTH BY THE
MEN'S GARDEN CLUB
OF
SPARTANBURG, S. C.

1886 CHARLOTTE ROAD
SPARTANBURG, S. C.
29302

PHONE 582-7425

Mr. E. Henry Pittman
656 Perrin Dr.
Spartanburg, S. C. 29302

AFFILIATED WITH MEN'S GARDEN CLUBS OF AMERICA

NEXT MEETING - This will be our annual summer outing and will be on Saturday, July 22. (There will not be a regular Monday night meeting in July).

- Event - A special "open house" at Park Seed Company's Trial Gardens, Greenwood, S. C. More than 2,000 varieties of flowers should be at their peak. Each year they grow hundreds and hundreds of samples from growers all over the world.
- Lunch - Bring your own picnic basket. Drinks may be purchased there.
- Time - 10:30 a.m. till 3 p.m.
- Location - Park Seed Company, 6 miles north of Greenwood on S.C. 254 toward Greenville.
- Who - Members, wives, children and guests. (We expect Men's Garden Club members from other regional clubs to join us.)

HOW - You Should Mulch

In the garden to produce better, and more vegetables with less care and watering is the direct result of mulching with the proper care and proper kind of mulching.

If the garden is on a hill by all means mulch, to prevent soil erosion, and water run off. Fertilizer may be applied to bare soil, if so it may way away in the rain. If applied on the mulch, you can forget about it, for it will filter away into the soil. Mulching does a great many things, all of them good. A word of caution, if you use straw or old hay be sure they are weed free, and do not use one that will pack.

It's best to prepare the soil, as usual, fertilize if needed then when the plants become tall enough in late spring lay the mulch around them with care, to the proper depth. This will depend upon the kind that is used.

Young trees, shrubs, hedges can be mulched almost any time, except if the ground is frozen, and covered with snow. The proper time for mulching small trees, evergreens, shrubs, hedges, is in late fall. In regard to roses, we all know they need mulch.

It's very important to lay the mulch in a thick blanket around the small evergreens, trees, shrubs, in the northern part of the country. Be sure the soil is thoroughly soaked to at least a depth of 18 inches before the ground will become frozen.

Our greatest loss of the above mentioned is from lack of moisture, as a severe winter will kill almost anything if there is lack of moisture around the roots.

Proper mulching will in almost every case product stronger more beautiful flowers, and finer vegetables.

If properly mulched about the only cultivation necessary is to push a five prong fork into the soil, around the plants or rows.

This leaves small holes about 6 inches deep, does little or no harm to the roots, such as hoeing, yet it allows the moisture to reach the roots where it belongs. This method if used, should be done at regular intervals so when the rains come, the moisture can easily reach the sub-soil.

There is nothing complicated about applying a mulch. Use care when you place it around the plant, shrub or small tree, Keep it close as possible to the plant, in order to leave the smallest amount of soil exposed.

It should be deep enough to give protection, yet not shed the moisture. Mulches that are inclined to pack, should be applied with care as they shed water, and prevent ventilation. Most of them do more harm than good.

The distance to mulch around the individual plant is important. It should be from 18 inches to 24 inches each way from the plants if they are in rows or hills.

This of course depends upon the space available, however, mulching will work wonders even if only for 12 inches around the plant.

WHY - You Should Mulch

Nature has been at the mulching business for millions of years. The virgin soil is nothing but mulch, of many kinds. Built up through the constant decay of organic materials, with moisture. Our original topsoil of about 7 inches in the Country has taken millions of years to produce. Through cultivation, soil erosion and dissipation, we now have an approximate depth of 4 inches. Incidentally the only thing that will sustain life.


— to be continued

OFFICERS 1972

E. Henry Pittman. President
John H. Cantrell Vice-President
J. Sidney Dunlap, Jr. Treasurer
Everett S. Seixas Secretary
Claude A. Sherrill. Immediate Past President

DIRECTORS

James J. Burnett, Jr. Frank Cunningham
Arden Camp W. O. Ezell
James M. Culclasure James E. King



GARDEN TIPS

PUBLISHED EACH
MONTH BY THE
MEN'S GARDEN CLUB
OF
SPARTANBURG, S. C.

1886 CHARLOTTE ROAD
SPARTANBURG, S. C.
29302

PHONE 582-7425

RETURN POSTAGE GUARANTEED

Mr. E. Henry Pittman
656 Perrin Dr.
Spartanburg, S. C. 29302



AFFILIATED WITH MEN'S GARDEN CLUBS OF AMERICA

OFFICERS 1972

E. Henry Pittman President
John H. Cantrell Vice-President
J. Sidney Dunlap, Jr. Treasurer
Everett S. Seixas Secretary
Claude A. Sherrill Immediate Past President

DIRECTORS

James J. Burnett, Jr.	Frank Cunningham
Arden Camp	W. O. Ezell
James M. Culclasure	James E. King



GARDEN TIPS

PUBLISHED EACH
MONTH BY THE
MEN'S GARDEN CLUB
OF
SPARTANBURG, S. C.

1886 CHARLOTTE ROAD
SPARTANBURG, S. C.
29302

PHONE 582-7425

RETURN POSTAGE GUARANTEED

Mr. E. Henry Pittman
656 Perrin Dr.
Spartanburg, S. C. 29302

AFFILIATED WITH MEN'S GARDEN CLUBS OF AMERICA

GARDEN TIPS

SPARTANBURG, S. C.

SEPTEMBER, 1972

NEXT MEETING - One of the outstanding dahlia growers of S. C., Mr. Gilly Simmons of Anderson, will present a program on "Dahlia Culture". He will not only discuss his growing techniques, but will also demonstrate with slides and specimen blossoms. Dahlias are at their height of bloom now, so this will be a timely and interesting program. The time is 7:30 P. M., Monday night, September 18, at Piedmont Natural Gas on E. Main Street.

GUESTS AND NEW MEMBERS - This will be a good time to invite that friend to come to a meeting with you. Show what the Spartanburg Men's Garden Club has to offer.

SHOW AND TELL - Please bring specimens of your current harvest of vegetables, fruit and flowers. This is a popular and informative part of each program.

REGIONAL MEETING - Attached is a program and registration blank for this meeting on Saturday, September 30. Our club is host and Claude Sherrell, as General Chairman, has arranged a fine program for you and your lady. Those of you who heard Shirley Carter and Pat Fulmer at our Spring Garden Course know the high caliber of their presentations; surely "Permanent Home Beautification" is an important topic for all of us. Let us have your check and completed registration form at the September 18 meeting, or mail to Henry Pittman, 656 Perrin Drive, 29302. Latest registration is September 27. We hope the entire club will attend.

LITTER - WHAT CAN BE DONE ABOUT THIS TERRIBLE PROBLEM? SO MUCH TRASH AND SO MANY BEER CANS THE SPARTANBURG BEAUTIFICATION PROGRAM IS ALMOST NEGATED BY THIS GROWING UGLINESS. IS YOUR STREET CLEAN?

TREES - Don't forget to congratulate those builders and businesses who are wise and foresighted enough to preserve their valuable trees.

AUCTION - Our annual "Auction Night" will be in October. Plan now for the plants, bulbs, shrubs, etc., you can donate for sale to members that night.

MYSTERY OF THE DOGWOODS - By Bugs Barringer-----

Having trouble with your dogwoods? Recently I received several calls about dogwoods dying. I wonder if this is happening throughout North Carolina. Please do not send me any dogwood leaves for examination as I don't know the cause but I would like a post card if something unusual is happening to your dogwoods.

Recently I noticed the leaves falling off one of my dogwoods near the driveway. You would have thought it was fall except the falling leaves were green. I had recently laid some stepping stones along the drive way and destroyed more roots than I thought. Now the leaves have stopped shedding the tree seems all right again. It is a good idea to keep a mulch around dogwoods at all times. Pine straw is fine, but do not use peat moss as it cakes.

ATTACKS AZALEAS - A reader called the other day and said that the Japanese beetles had completely stripped an azalea bush. This set me into a tizzy. I looked over hundreds of azalea bushes and, thank goodness, no Jap Beetles. I did find four beetles on a muscadine vine of my neighbor, Bill Weatherford, but none on the vines in the yard of my other neighbor Bob Reid. I had read of Jap beetles attacking azaleas but had never heard of it happening in Eastern Carolina before. Better check your azaleas.

Spray or dust with Sevin or if you only have a few, pick them off and drop in a can of kerosene. If you have a lot, better use an insecticide. Several persons have said that they got better results with liquid Sevin than with the dust. You might have trouble finding it.


I am putting in a claim for the largest poke berry bush around. I pulled one up in the middle of my azaleas and camellias that measured seven feet. It was reaching for the sun. Anyone got a taller one? I am known far and wide in horticultural circles as a poke weed grower.

OFFICERS 1972

E. Henry Pittman. President
John H. Cantrell Vice-President
J. Sidney Dunlap, Jr. Treasurer
Everett S. Seixas Secretary
Claude A. Sherrill. Immediate Past President

DIRECTORS

James J. Burnett, Jr.	Frank Cunningham
Arden Camp	W. O. Ezell
James M. Culclasure	James E. King



GARDEN TIPS

PUBLISHED EACH
MONTH BY THE
MEN'S GARDEN CLUB
OF
SPARTANBURG, S. C.

1886 CHARLOTTE ROAD
SPARTANBURG, S. C.
29302

PHONE 582-7425

RETURN POSTAGE GUARANTEED

AFFILIATED WITH MEN'S GARDEN CLUBS OF AMERICA

NEXT MEETING - AUCTION NIGHT & ELECTION OF OFFICERS.....

Bring two or three items of potential interest or value to be auctioned off to your fellow club members. This might be plants, bulbs, garden tools or supplies, or even cut flowers, fruit or vegetables. If you don't have things to bring from home, you may bring along a small purchased item. But the important thing is to be there yourself and join in the fun and competition bidding. You will probably pick up valuable bargains - and profit made will go toward MGC projects.

The nomination committee made up of Claude Sherrill, Buster Walker and W. O. Ezell will present a slate of officers for your consideration. Nominations will also be open to the floor.

The date is October 16 at 7:30 P. M. at Piedmont Natural Gas, on East Main Street.

REGIONAL CONVENTION.....

A big success with 129 men and their ladies in attendance! All Regional Clubs were well represented. Hendersonville had over Forty (40) present. Congratulations and thanks to General Chairman, Claude Sherrill and all those members and wives who helped host the meeting.

NOVEMBER MEETING.....

Plan now to bring your best girl to Ladies Night, Monday, November 20. This will be a special Christmas Decoration Program by Linda Miller of Piedmont Natural Gas Co.

W. O. EZELL.....

Is back home after successful surgery. "Continued Good Luck", Mr. W. O., and we look forward to seeing you out soon!

FAIR BOOTH.....

See your MGC booth at the fair during the week. Thanks to Chairman, John Cantrell and his helpers.

SPADE CLUB.....

Bring in two new members and you become a member of this exclusive group within Men's Garden Club of America. This is an excellent time to begin working on members for 1973.

LITTER.....

IS OUR BIGGEST BEAUTIFICATION PROBLEM! WHAT ARE YOU DOING ABOUT IT?

SMALL GARDENS CAN LOOK LARGE -

By Kirtley W. Ervin - Middletown, Ohio,

Men's Horticultural Society.....

LIVING IN A MODERN CITY with condensed living-quarters presents a problem to the would-be gardener. The usual size of a city lot precludes the possibility of having a large spacious garden of flowers and shrubbery, and when one has a space approximately 40 feet by 60 to 80 feet in landscape, it's almost an impossibility to achieve a well balanced and attractive appearing garden.

Such a problem involving the use of a small space may at first seem to be inadequate for any practical use, but by the use of several devices known to landscapists, it can be made to seem larger and become a place of beauty and enchantment.

The first problem to conquer is how to use all available space to the best advantage, without crowding a hodgepodge of plants into an area which is much too small. The object of the whole project is to give width and depth to the garden.

This can be accomplished by the wise selection of flowering and foliage plants. If they are too tall or too large they will dwarf the area. By using the larger and taller plants in the background to serve as a backdrop for the smaller ones, a sense of depth is achieved.

AS AN EXAMPLE of the use of these plants, ricinus (castor oil plant) bamboo, or small trees as the flowering cherries, etc. will give this back-ground effect and show off your smaller and border plants to the best advantage.

Walks or paths of flag-stone, brick or gravel should be in a long sweeping curve to give this sense of depth. By the judicious planting of hedge, or box to partially block the view of the end of the path, it seems to be prolonged to much more than the actual depth of the lot.

Large decorative objects as sun dials, arbors, statuary etc. should be used with caution, as an over abundance of these will make the available space seem smaller than it actually is.



If any of the above are desired in the plan, they should be located in a corner or other secluded spot where they will not dominate the scene. These are usually the end of the path or walk, giving a purpose for having such a walk..... Continued next month.....

OFFICERS. 1972

E. Henry Pittman President
John H. Cantrell Vice-President
J. Sidney Dunlap, Jr. Treasurer
Everett S. Seixas Secretary
Claude A. Sherrill. Immediate Past President

DIRECTORS

James J. Burnett, Jr. Frank Cunningham
Arden Camp W. O. Ezell
James M. Culclasure James E. King



GARDEN TIPS

PUBLISHED EACH
MONTH BY THE
MEN'S GARDEN CLUB
OF
SPARTANBURG, S. C.

1886 CHARLOTTE ROAD
SPARTANBURG, S. C.
29302

PHONE 582-7425

RETURN POSTAGE GUARANTEED

Mr. E. Henry Pittman
656 Perrin Dr.
Spartanburg, S. C. 29302

AFFILIATED WITH MEN'S GARDEN CLUBS OF AMERICA

NEXT MEETING - LADIES NIGHT - Bring your favorite girl to the special "Christmas Decoration & Cooking" Program. This is a special presentation by Mrs. Linda Miller, Home Economist of Piedmont Natural Gas, who will demonstrate many good ideas for Christmas preparation of interest to gardeners and their wives. Refreshments will be served.

The date is November 20 at 7:30 P. M. at Piedmont Natural Gas on East Main Street.

NEW OFFICERS - FOR 1973 - were elected at the October Meeting. A replay of this year, plus Gil Hooper, 2nd Vice President; Sid Moorehead, Director; Bob Reynolds, Director; and Julian Foster, Director.

NO DECEMBER MEETING. As usual, we will not meet during December, but will see you on January 18. (3rd Monday Night)

MEMBERSHIP - We can't encourage inviting guests to the November meeting due to an already over-crowded meeting room. But please start looking for and signing up new members for 1973 and bring all you can find to the January meeting. Sid Dunlop will serve as Membership Chairman again. We will launch the official drive for dues and new members in December.

You will become a member of the Spade Club, a distinguished club within a club if you sign up two (2) new members. Work on it, and help stamp out "Nobody Asked Me."

LITTER - Have you kept your street clean this month by personally picking up the trash? It shouldn't be necessary - but it is! Please help; litter is our biggest beautification problem!

CAMELLIA GROWERS - Congratulations to Buster Walker for spear heading reorganization of a group of camellia enthusiasts in this corner of the state.

INDUSTRIAL LANDSCAPE JUDGING - was completed for the year with the fall judging team by Julian Foster and his large committee. We carry out this project annually in cooperation with the Spartanburg Chamber of Commerce. Awards will be presented in early '73.

----- THINGS TO DO THIS MONTH -----

By Dr. Fred J. Nisbet

This is bulb planting time again. Some gardeners depart from usual planting depths to gain special objectives. If you wish to delay splitting of the bulbs and the necessity of resetting, plant deep; up to twice or more than the usual depth. If you want rapid increase plant shallow; one-half or one-third the usual depth.

You may also want to adjust planting depth according to your soil. A third less than usual is about right for heavy soils and up to half again as deep as usual for very light soils. Bulbs planted deeper than usual will be a bit late in blooming the first year but right on schedule after that.

Start your fall sanitation cleanup now. Diseased leaves or whole plants and weeds which have gone to seed or plants which have harbored insects should be collected and burned. Clean material can go on the compost heap. As phlox, peony and delphinium die back, cut the stalks at the soil line and dust well with dry lime sulfur or Fermate.

Keep all newly made lawns moist, so that the maximum growth will be gained before the arrival of really cold weather. The better the root development the smaller the amount of heaving of plants during the winter.

It is not too late for light applications of fertilizer on established lawns if you neglected this last month. Remember, though, that organic and slow-release forms of nitrogen work slowly at this time of year as the ground gets colder.

Finish all planting of evergreens as early as possible and keep them well watered until established.

This is a good time to look over the garden for bagworms. Cut and burn them now.

WHAT WILL NEED WINTER PROTECTION?

By Olga Rolf Tiemann

Very few gardens consist entirely of hardy, established plants that do not require winter protection. Where winters are cold, temperatures may change suddenly from freezing to thawing. There may be drying winds, too much or too little moisture, lack of a snow cover, or rodent damage.



THE PROTECTION OF MULCH. In areas where alternate freezing and thawing occur, it is especially important to give newly set plants -- trees, shrubs, perennials, and bulbs -- winter protection to prevent heaving. If no mulch is provided the roots are broken and the action of freezing and thawing pushes the plants upward.-- Continued --

OFFICERS 1972

E. Henry Pittman. President
John H. Cantrell Vice-President
J. Sidney Dunlap, Jr. Treasurer
Everett S. Seixas Secretary
Claude A. Sherrill. Immediate Past President

DIRECTORS

James J. Burnett, Jr.	Frank Cunningham
Arden Camp	W. O. Ezell
James M. Culclasure	James E. King



GARDEN TIPS

PUBLISHED EACH
MONTH BY THE
MEN'S GARDEN CLUB
OF
SPARTANBURG, S. C.

1886 CHARLOTTE ROAD
SPARTANBURG, S. C.
29302

PHONE 582-7425

RETURN POSTAGE GUARANTEED

Mr. E. Henry Pittman
656 Perrin Dr.
Spartanburg, S. C. 29302

AFFILIATED WITH MEN'S GARDEN CLUBS OF AMERICA